

Montgomery County Crime Report 2014



MESSAGE FROM THE CHIEF

As so often happens, there is good news and bad news regarding the crime rate. When we look at our year-end crime statistics, we see that our crime numbers have increased for the first time in several years. The overall crime rate from 2013 to 2014 has increased 6.3%. The good news is that rapes, robberies, and burglaries are down significantly countywide. In fact, even with the overall increase, Montgomery County has experienced its second-lowest crime rate in the past 10 years.


One of the most notable increases is the number of homicides. While these incidents increased over 100%, the total number of homicides is less than 20, which is very low for a jurisdiction of our size. We conducted an in-depth analysis of the homicides, and as has historically been the case, most of our homicides involved either family members or acquaintances. In addition, all but one of the cases has been solved.

The other increase to our crime numbers is the category of aggravated assaults. Nearly half of them, 46%, were assaults involving spouses or other family members. We believe that a portion of this increase is a result of the emphasis regarding our outreach and awareness efforts that we have made toward the victims and issues surrounding domestic violence.

The crime of larceny has increased as well. Thefts from autos continue to be the most prevalent crime in Montgomery County. In fact, 38% of the larcenies reported in Montgomery County were from residents' vehicles. Unlocked vehicles continue to be easy targets for opportunistic thieves.

Our Public Safety Call Center (PSCC) handled over 823,000 calls for police service during 2014. This was a 3.7% increase over the previous year, an average of 2,255 calls per day.

The following is a comprehensive report on crime in Montgomery County for the year 2014. The dedicated men and women of the Montgomery County Police Department remain committed to preventing crime and keeping every neighborhood safe. We continue to conduct detailed crime analysis to address issues when and where they occur. Our best crime-fighting efforts always involve input and participation from the community. I encourage everyone to review the crime report for your police district and contact your District Commander with any questions or concerns.



J. Thomas Manger
Chief of Police

<http://www.mymcpnews.com>
<https://twitter.com/mcpnews>
<https://www.facebook.com/mcpnews>

YEAR-END CRIME STATISTICS, 2013/2014 COMPARISON

	2013	2014	% Diff
Homicide	8	19	137.5%
Rape	129	115	(10.9%)
Forcible	111	100	(9.9%)
Attempt - Force	18	15	(16.7%)
Robbery	763	646	(15.3%)
Non-Commercial	636	542	(14.8%)
Commercial	127	104	(18.1%)
Agg. Assault	584	964	65.1%
Burglary	2,585	2,431	(6.0%)
Residential	1,996	1,948	(2.4%)
Commercial	563	440	(21.8%)
School	26	43	65.4%
Larceny	11,984	13,693	14.3%
Shoplifting	2,458	2,604	5.9%
Veh Rltd Theft	4,459	5,209	16.8%
From Bldgs	2,748	2,600	(5.4%)
All Others	2,319	3,280	41.4%
Auto Theft	867	845	(2.5%)
Part I Total	16,920	18,713	10.6%
Person	721	1,098	52.3%
Property	16,199	17,615	8.7%
Minor Assault	3,495	3,140	(10.2%)
Arson	58	43	(25.9%)
Vandalism	2,798	2,985	6.7%
Weapons	291	263	(9.6%)
Narcotic Drug Laws	4,387	4,470	1.9%
Sale/Manufacture	580	591	1.9%
Possession/Use	3,807	3,879	1.9%
Family Offense	288	265	(8.0%)
Juvenile	872	582	(33.3%)
Disorderly Conduct	929	970	4.4%
All Other Part II Criminal	6,728	7,161	6.4%
DUI	3,302	3,324	.7%
All Other Part II Noncriminal	8,107	9,315	14.9%
PART II TOTAL	31,255	32,518	4.0%
TOTAL PART I AND II	48,175	51,231	6.3%
Assaults on Police Officer	348	279	(19.8%)

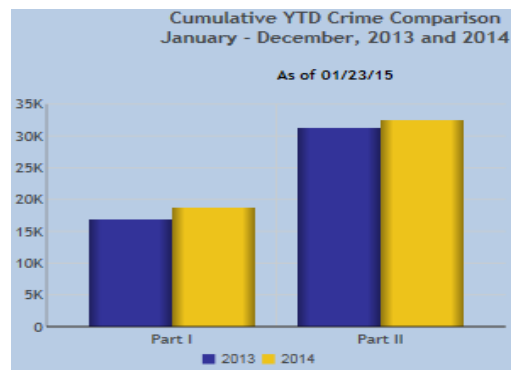
The Montgomery County Police Department reports crime under the Federal Bureau of Investigation's (FBI) Uniform Crime Reporting (UCR) program, which collects data in order to measure the level and scope of crime occurring throughout the nation. The Part I offenses include those that are most serious: homicide, rape, robbery, aggravated assault, burglary, larceny, and auto theft. Part I offenses increased by just over 1,800 offenses, or 10.6%¹.

Part II offenses are generally less serious and include the categories of simple assault, disorderly conduct, driving under the influence, drug offenses, embezzlement, and more. There were approximately 1,200 more Part II offenses reported in 2014, a 4.1% increase.

Despite the overall increase, the incidence of crime in Montgomery County is the second-lowest rate that the county has experienced in the last decade. The total number of offenses in 2014 was 24.5% lower than 2010, and 23.9% lower than in 2005. Furthermore, the crime rate *per capita* remains very low: 5,046 crimes for every 100,000 people. The fact is that Montgomery County is a very safe community.

Cumulative YTD Crime Comparison
January - December, 2013 and 2014

	2013	2014	% Diff
Part I	16,920	18,713	10.6%
Part II	31,255	32,518	4.0%



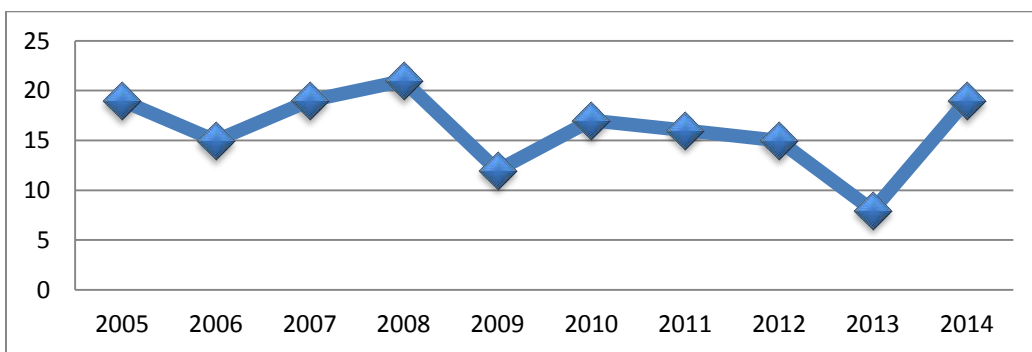
¹ Crime statistics from the Montgomery County Records Management System as of January 23, 2015. Unfounded incidents are not included.

PART I OFFENSES: SUMMARY OF TRENDS

Homicides

The County also saw a return to pre-2013 homicide rates, with a total of 19 in 2014, a significant change over 2013, but in line with the 10-year average of 16.1 homicides per year. The Police Department has closed 18 of the 19 homicides. One homicide case remains under investigation.

HOMICIDE TREND, 2005 - 2014



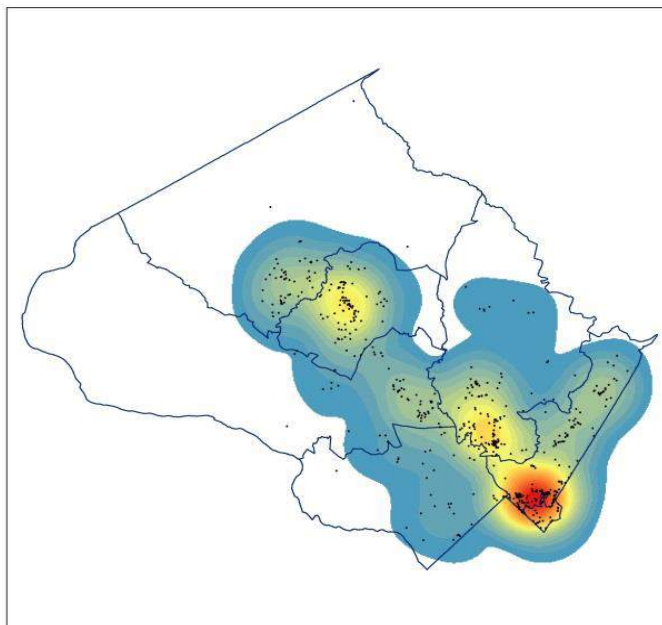
Additionally, the Department investigated the following cases in 2014:

- 117 suicides
- 25 heroin overdose fatalities
- 36 traffic-related deaths

Robberies

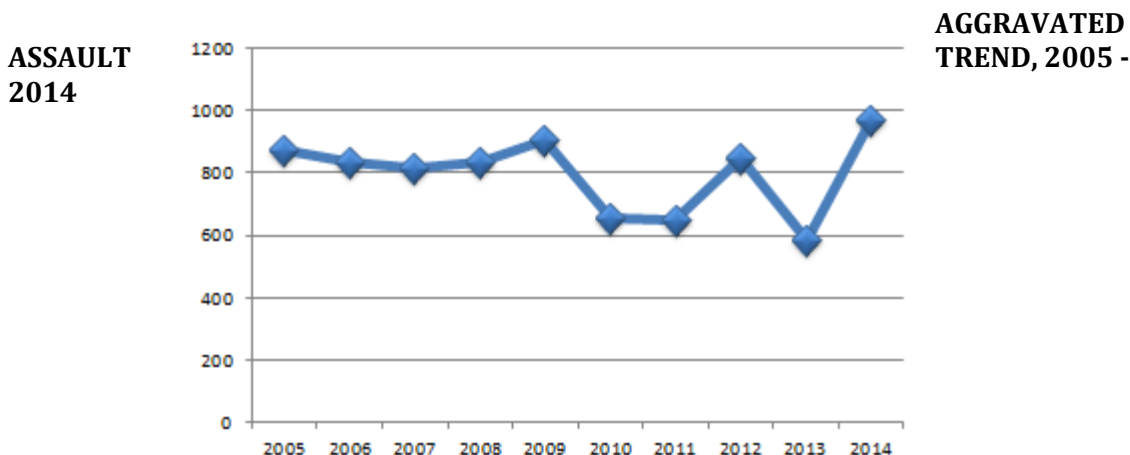
This map shows where robberies occurred throughout the County in 2014.

The Police Department’s staffing and deployment methods have helped reduce the number of robberies throughout the county, and the Department has noticed a significant decrease in the number of robberies since this category peaked at nearly 1,200 in 2006, a 55% reduction in almost a decade.



Aggravated Assaults

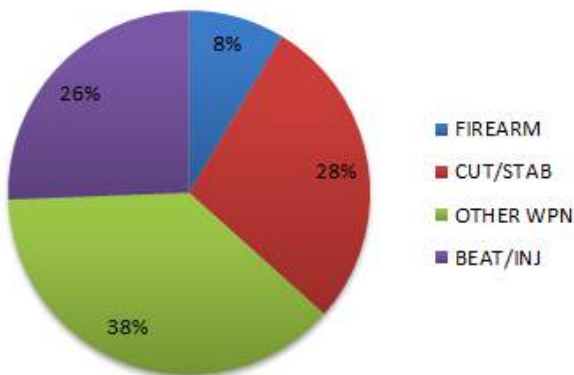
The increase in Part I offenses was driven primarily by an increase in aggravated assaults (380 more victims in 2014 than 2013) and in larcenies (1,709 more in 2014). Each Part I offense category may consist of multiple categories that further describe the offense.



The offense of assault is further classified by the relationship between the suspect and the victim (i.e., citizen, police officer, spouse/partner, elderly, other domestic relationship). Analysis of this data reveals that the number of spouse/partner victims increased by more than 271% in 2014. Assaults against spouses and partners make up 46% of the total aggravated assaults recorded in 2014. Furthermore, incidents classified as domestic violence include persons who reside together, regardless of their relationship.

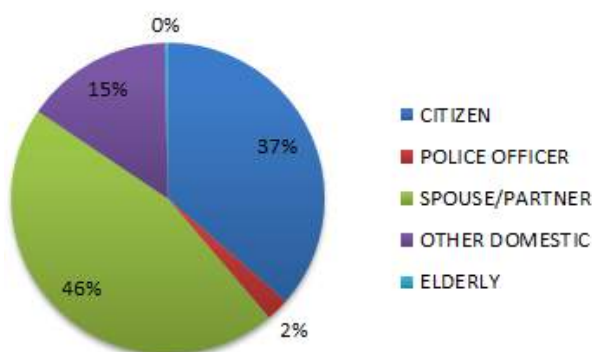
AGGRAVATED ASSAULT BY MEANS

TOTAL = 964



VICTIMS OF AGGRAVATED ASSAULT

TOTAL = 964



While the number of aggravated assaults has increased, this can partially be attributed to the State of Maryland reinterpreting the UCR classification rules. The act of “choking without resulting injuries” was previously classified as a minor assault (a Part II offense), but was reclassified as an aggravated assault at the end of 2013. If you compare the total number of aggravated assaults and minor assaults that occurred in 2013 and 2014, the numbers are comparable (4,084 v 4,117 respectively), and there has only been a .8% increase in the total number of assaults. The rule change, however, caused a shift of approximately 8% of the minor assaults to aggravated assaults. It should be noted that 2013 crime numbers had reached a record low for the decade.

Larcenies

Larceny increased 14.4% in 2014, or more than 1,700 cases. Nearly 38% of the larcenies that occurred in Montgomery County were from residents’ vehicles

	2013	2014	% Diff
LARCENY FROM AUTO OVER \$200	1,767	2,066	16.9%
LARCENY AUTO PART OVER \$200	283	277	(2.1%)
LARCENY FROM AUTO \$50 - \$199	679	726	6.9%
LARCENY AUTO PART \$50-\$199	65	57	(12.3%)
LARCENY FROM AUTO UNDER \$50	1,140	1,552	36.1%
LARCENY AUTO PART UNDER \$50	525	531	1.1%

The chart below includes some steps that residents can take to reduce the risk of becoming a victim of theft.

- ✓ Never leave your items unattended.
- ✓ Always lock your car.
- ✓ Keep your vehicle windows completely closed when parked.
- ✓ Always lock your bike.
- ✓ Always lock your house/apartment.
- ✓ Remove valuables from plain view.
- ✓ Don’t leave valuables in your vehicle.
- ✓ Don’t allow others access to your keys.
- ✓ Don’t loan your property to others you don’t know and trust.

TRAFFIC OFFENSE SUMMARY

Ensuring the safety of drivers, passengers, and pedestrians remains a top priority of both the Department and the County Executive. In 2014, there were 32 fatal collisions resulting in 36 deaths. Nine of those collisions involved pedestrians, six involved motorcycles, and one involved a bicycle. In 2014, the Department's Traffic Division conducted an aggressive Pedestrian Safety Program and the Commercial Vehicle Unit administered nearly 500 inspections. The Montgomery County Police Department worked collaboratively with the Maryland State Police and surrounding municipalities on multiple enforcement campaigns and initiatives, including *Click It or Ticket*, *Drive Sober or Get Pulled Over*, and *Smooth Operator*. The Holiday Task Force was also in effect, making contact with more than 3,200 drivers, issuing 3,100 citations, and making over 350 DUI and criminal arrests.

PART II OFFENSE SUMMARY

The increase in Part II offenses may be explained by looking specifically at the category, *All Other Part II Noncriminal*. The category of *All Other Part II Noncriminal* records police activity for incidents such as sudden deaths, missing persons, lost and/or recovered property, animal offenses, and mental-health transports among others. Analysis of this category reveals that there were several classifications that caused the overall 14.9% increase in this category:

- Lost property calls increased 42.7%
- Missing persons increased 30.3%
- Natural deaths increased nearly 20%
- Mental health transports rose 14.6%

There were also moderate changes in the Vandalism category (+6.7%) and the *All Other Part II Criminal* category (+6.4%). *All Other Part II Criminal* includes offenses such as, but not limited to, forgery, bad checks, embezzlement, prostitution, indecent exposure, gambling, suicide, loitering, panhandling, and fugitive from justice. The increase in the *All Other Criminal* category was driven by these four offenses specifically:

	2013	2014	% Diff
FORGERY/CNTRFT-CRDT CARDS	<u>687</u>	<u>825</u>	20.1%
FORGERY/CNTRFT-CHECKS	<u>250</u>	<u>313</u>	25.2%
FORGERY/CNTRFT - IDENTITY THEFT	<u>1,309</u>	<u>1,469</u>	12.2%
FORGERY/CNTRFT-ALL OTHER	<u>372</u>	<u>470</u>	26.3%

Financial crimes, such as identity theft, credit card fraud, bank account fraud, and scams are some of the fastest growing crimes in the nation. The following steps are some precautions that may be taken to reduce the risk of becoming a victim of these types of crimes.

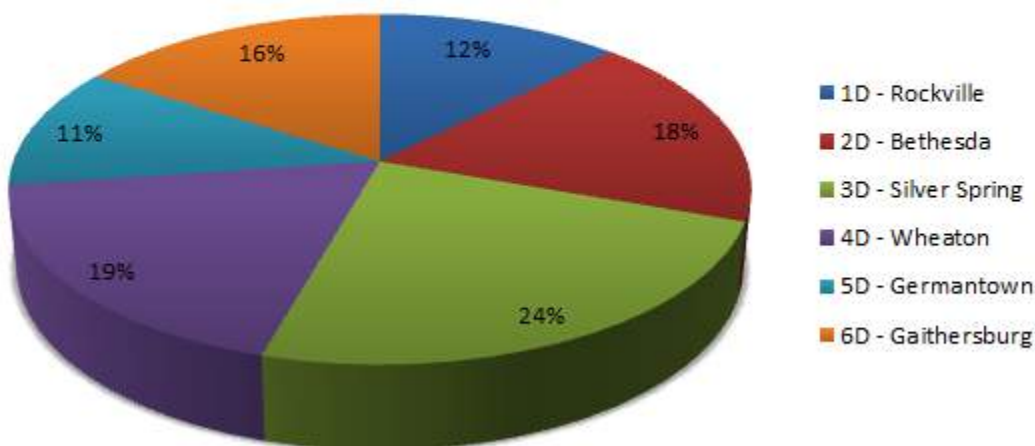
- ✓ Manage your personal information wisely and avoid disclosure unless absolutely necessary. Remember that your Social Security number is the key to obtaining your credit report and other confidential information. Disclose only when absolutely necessary.
- ✓ Keep personal information in a secure place at home. Shred all documents containing identifying data.
- ✓ Limit the number of credit and debit cards in your purse or wallet. Never carry documents such as social security cards or birth certificates with you.
- ✓ Never disclose personal information in response to a telephone call or an e-mail. Legitimate business that you transact with is never likely to ask for this information. If you are instructed to click on a link contained in an e-mail asking for personal information, visit the organization's web site instead. Criminals will sometime create authentic looking false web sites for businesses you are already familiar with in order to obtain your information.
- ✓ Shield your hand when entering your PIN number at bank ATMs or point of sale terminals. Always take receipts with you and shred them.
- ✓ Never have check orders delivered to your home. Instead, pick them up at the bank yourself. In addition, never print your driver license or social security number on your checks or allow anyone to write this information on your checks.
- ✓ Order a copy of your credit report from one of the three major credit reporting agencies every 3 months. Check each report carefully for signs of unusual activity. The Fair Credit Reporting Act (FCRA) requires each one of these agencies to provide you with a free copy of your credit report once every 12 months. Call toll free 877-322-8228 or visit <https://www.annualcreditreport.com/index.action>
- ✓ Always place payments in a postal service box or arrange for them to be paid via the Internet. Never place outgoing payments in the mailbox in front of your home. For more information on precautions to take or what to do if you think you have become a victim, visit the [Federal Trade Commission's website](#).

DISTRICT STATION ANALYSIS

The Montgomery County Police Department provides patrol services from six district stations: Rockville (1D), Bethesda (2D), Silver Spring (3D), Wheaton (4D), Germantown (5D), and Gaithersburg (6D). Each of the districts varies significantly in size, density, and demographics, and each has its own challenges with crime. Geographic and demographic factors specific to each district must be considered comprehensively, in order to make an accurate and complete assessment of crime in that area. An analysis of crime data in each district was conducted and is reported below. Overall, the districts' statistics reflected the trends identified in the introduction.

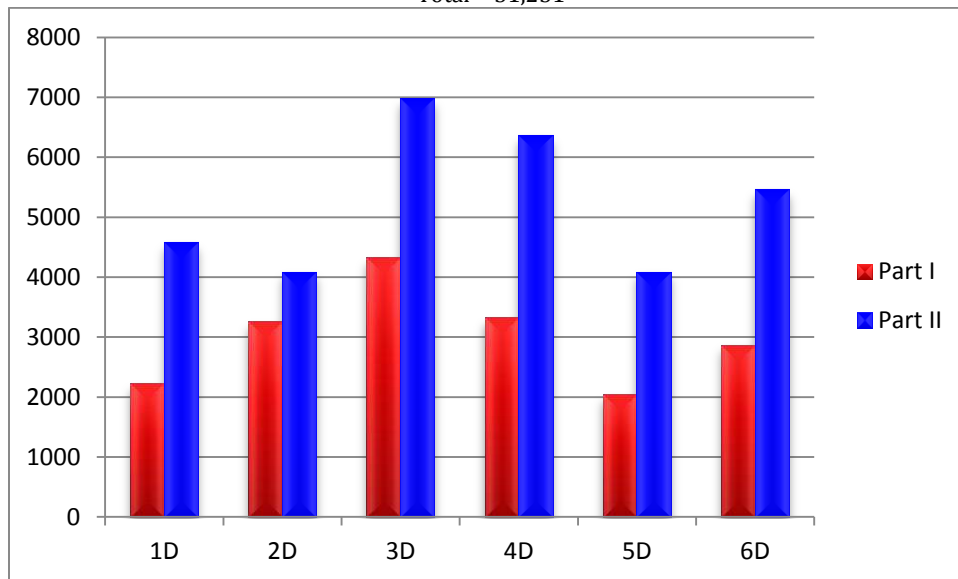
2014 PART I OFFENSES

Total = 18,713

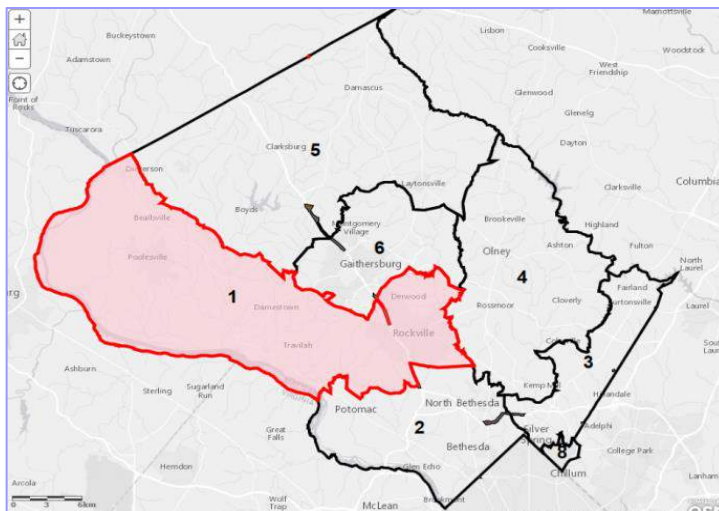


PART I & II OFFENSES BY DISTRICT

Total = 51,231



1st District – Rockville (149.89 sq. mi)
Population: 149,118
2014 Calls for Service: 31,710
Crime Rate per capita: 4559.5/100,000



Cumulative YTD Crime Comparison
January - December, 2013 and 2014
1D
As of 01/23/15

	2013	2014	% Diff
Homicide	1	1	0
Rape	17	19	11.8%
Forcible	14	15	7.1%
Attempt - Force	3	4	33.3%
Robbery	80	64	(20.0%)
Non-Commercial	57	53	(7.0%)
Commercial	23	11	(52.2%)
Agg. Assault	58	72	24.1%
Burglary	401	299	(25.4%)
Residential	288	228	(20.8%)
Commercial	109	65	(40.4%)
School	4	6	50.0%
Larceny	1,635	1,689	3.3%
Shoplifting	183	187	2.2%
Veh Rltd Theft	635	587	(7.6%)
From Bldgs	429	394	(8.2%)
All Others	388	521	34.3%
Auto Theft	116	84	(27.6%)
Part I Total	2,308	2,228	(3.5%)
Person	76	92	21.1%
Property	2,232	2,136	(4.3%)
Minor Assault	415	325	(21.7%)
Arson	5	14	180.0%
Vandalism	413	382	(7.5%)
Weapons	37	33	(10.8%)
Narcotic Drug Laws	595	476	(20.0%)
Sale/Manufacture	127	91	(28.3%)
Possession/Use	468	385	(17.7%)
Family Offense	29	23	(20.7%)
Juvenile	103	70	(32.0%)
Disorderly Conduct	80	96	20.0%
All Other Part II Criminal	1,051	1,042	(.9%)
DUI	466	408	(12.4%)
All Other Part II Noncriminal	1,581	1,702	7.7%
PART II TOTAL	4,775	4,571	(4.3%)
TOTAL PART I AND II	7,083	6,799	(4.0%)
Assaults on Police Officer	29	16	(44.8%)

2014 Total Crime in 1D

1st District Station Commander
Captain James Fenner
100 Edison Park Drive
Gaithersburg, MD 20878
240-773- 6070
1DCommander@montgomerycountymd.gov



Despite the increase in aggravated assaults, the 1st District had an overall decrease in both Part I and Part II offenses. Of significance, robberies, burglaries, and auto thefts all decreased.

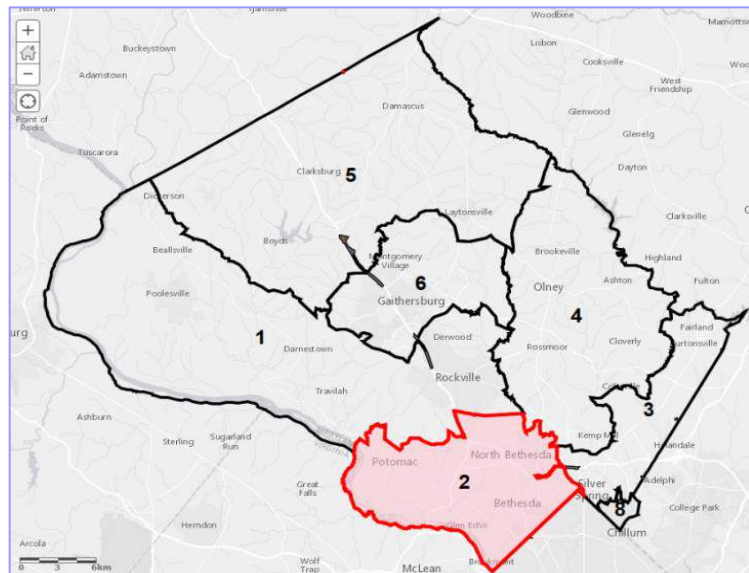
2nd District - Bethesda (56.27 sq. mi)
Population: 182,883
2014 Calls for Service: 32,777
Crime Rate per capita: 4012.4/100,000

Cumulative YTD Crime Comparison
January - December, 2013 and 2014
2D
As of 01/23/15



	2013	2014	% Diff
Homicide	0	1	100.0%
Rape	9	4	(55.6%)
Forcible	8	4	(50.0%)
Attempt - Force	1	0	(100.0%)
Robbery	50	43	(14.0%)
Non-Commercial	37	32	(13.5%)
Commercial	13	11	(15.4%)
Agg. Assault	29	64	120.7%
Burglary	357	373	4.5%
Residential	227	264	16.3%
Commercial	125	104	(16.8%)
School	5	5	0
Larceny	2,422	2,656	9.7%
Shoplifting	420	335	(20.2%)
Veh Rltd Theft	898	1,109	23.5%
From Bldgs	677	618	(8.7%)
All Others	427	594	39.1%
Auto Theft	95	118	24.2%
Part I Total	2,962	3,259	10.0%
Person	38	69	81.6%
Property	2,924	3,190	9.1%
Minor Assault	342	284	(17.0%)
Arson	7	3	(57.1%)
Vandalism	364	447	22.8%
Weapons	24	9	(62.5%)
Narcotic Drug Laws	266	355	33.5%
Sale/Manufacture	16	35	118.8%
Possession/Use	250	320	28.0%
Family Offense	18	21	16.7%
Juvenile	55	47	(14.5%)
Disorderly Conduct	153	97	(36.6%)
All Other Part II Criminal	992	1,020	2.8%
DUI	460	548	19.1%
All Other Part II Noncriminal	1,126	1,248	10.8%
PART II TOTAL	3,807	4,079	7.1%
TOTAL PART I AND II	6,769	7,338	8.4%
Assaults on Police Officer	27	37	37.0%

2014 Total Crime in 2D

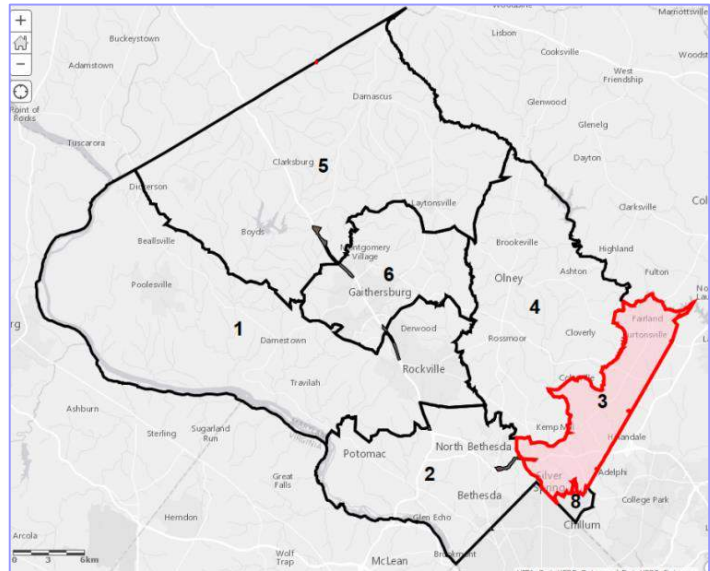


2nd District Station Commander
Captain David Falcinelli
7359 Wisconsin Avenue
Bethesda, MD 20814
240-773-6700
2DCommander@montgomerycountymd.gov



In 2014, the 2nd District added the District Community Action Team and Petty Crimes Unit to saturate problem areas and provide a visible presence to deter and investigate crimes. One of the most important elements of any successful police agency is to work collaboratively with the residents that it serves. In 2014, many of the district's theft from autos and burglaries were solved because an alert resident called the police immediately which allowed officers to respond in a timely fashion and make an arrest. Working together in cooperation is paramount to the Department's future success.

3rd District – Silver Spring (31.9 sq. mi)
Population: 152,991
2014 Calls for Service: 40,684
Crime Rate per capita: 7388.0/100,000



Cumulative YTD Crime Comparison
January - December, 2013 and 2014
3D
 As of 01/23/15

	2013	2014	% Diff
Homicide	3	2	(33.3%)
Rape	33	25	(24.2%)
Forcible	29	22	(24.1%)
Attempt - Force	4	3	(25.0%)
Robbery	254	204	(19.7%)
Non-Commercial	228	174	(23.7%)
Commercial	26	30	15.4%
Agg. Assault	161	189	17.4%
Burglary	656	732	11.6%
Residential	524	626	19.5%
Commercial	128	96	(25.0%)
School	4	10	150.0%
Larceny	2,681	2,926	9.1%
Shoplifting	509	521	2.4%
Veh Rltd Theft	1,107	1,311	18.4%
From Bldgs	561	461	(17.8%)
All Others	504	633	25.6%
Auto Theft	253	245	(3.2%)
Part I Total	4,041	4,323	7.0%
Person	197	216	9.6%
Property	3,844	4,107	6.8%
Minor Assault	817	751	(8.1%)
Arson	8	4	(50.0%)
Vandalism	568	613	7.9%
Weapons	74	63	(14.9%)
Narcotic Drug Laws	1,123	1,020	(9.2%)
Sale/Manufacture	121	101	(16.5%)
Possession/Use	1,002	919	(8.3%)
Family Offense	75	65	(13.3%)
Juvenile	190	110	(42.1%)
Disorderly Conduct	290	283	(2.4%)
All Other Part II Criminal	1,607	1,664	3.5%
DUI	723	670	(7.3%)
All Other Part II Noncriminal	1,494	1,737	16.3%
PART II TOTAL	6,969	6,980	.2%
TOTAL PART I AND II	11,010	11,303	2.7%
Assaults on Police Officer	113	92	(18.6%)

2014 Total Crime in 3D

3rd District Station Commander
Captain Marcus Jones
1002 Milestone Drive
Silver Spring, MD 20904
240-773-6800
3DCommander@montgomerycountymd.gov

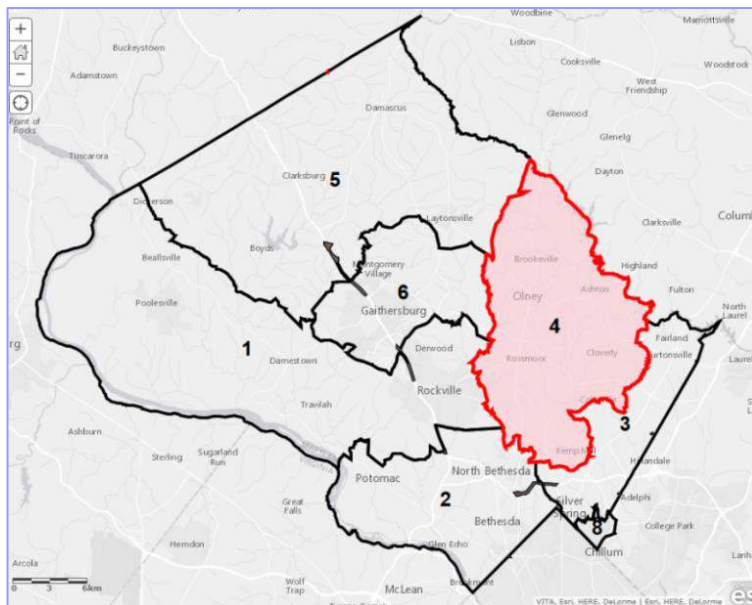
The 3rd District, which is the most densely populated area in the county, recorded 11,303 total Part I and Part II offenses. The most serious Part I offenses showed a large reduction. This district saw the smallest increase in aggravated assaults, but experienced a modest increase in burglary and larceny, which accounted for the 7% increase in the total number of Part I offenses.

4th District - Wheaton (82.83 sq. mi)
Population: 208,263
2014 Calls for Service: 39,117
Crime Rate per capita: 4645.7/100,000

Cumulative YTD Crime Comparison
January - December, 2013 and 2014
4D
 As of 01/23/15


	2013	2014	% Diff
Homicide	1	4	300.0%
Rape	20	37	85.0%
Forcible	19	33	73.7%
Attempt - Force	1	4	300.0%
Robbery	173	137	(20.8%)
Non-Commercial	155	117	(24.5%)
Commercial	18	20	11.1%
Agg. Assault	141	230	63.1%
Burglary	444	380	(14.4%)
Residential	369	312	(15.4%)
Commercial	64	57	(10.9%)
School	11	11	0
Larceny	2,021	2,377	17.6%
Shoplifting	552	751	36.1%
Veh Rltd Theft	633	665	5.1%
From Bldgs	446	414	(7.2%)
All Others	390	547	40.3%
Auto Theft	150	153	2.0%
Part I Total	2,950	3,318	12.5%
Person	162	271	67.3%
Property	2,788	3,047	9.3%
Minor Assault	810	623	(23.1%)
Arson	15	9	(40.0%)
Vandalism	479	510	6.5%
Weapons	67	56	(16.4%)
Narcotic Drug Laws	791	868	9.7%
Sale/Manufacture	87	93	6.9%
Possession/Use	704	775	10.1%
Family Offense	64	63	(1.6%)
Juvenile	205	113	(44.9%)
Disorderly Conduct	226	310	37.2%
All Other Part II Criminal	1,429	1,460	2.2%
DUI	567	659	16.2%
All Other Part II Noncriminal	1,501	1,686	12.3%
PART II TOTAL	6,154	6,357	3.3%
TOTAL PART I AND II	9,104	9,675	6.3%
Assaults on Police Officer	69	38	(44.9%)

2014 Total Crime in 4D



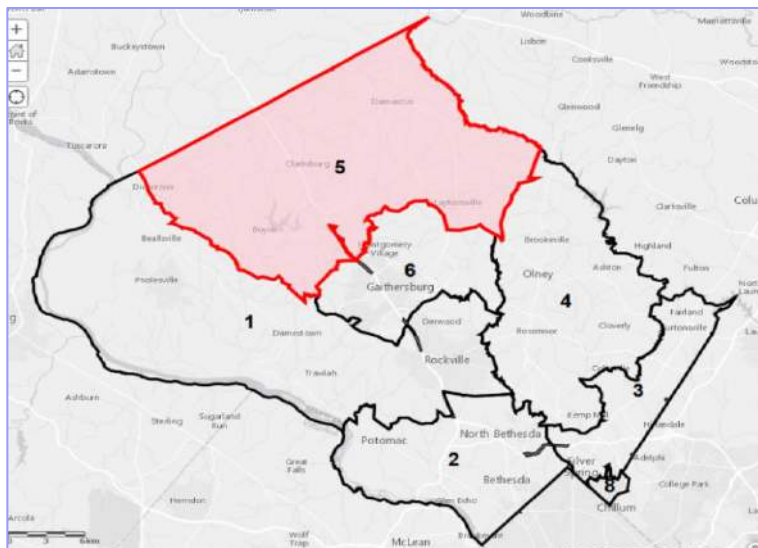
4th District Station Commander
Captain Laura Lanham
2300 Randolph Road
Wheaton, MD 20902
240-773-5500

4DCommander@montgomerycountymd.gov



The 4th District contains the largest population within the county and had an increase in total Part I and Part II offenses, adding 571 more offenses, or 6.3%. This increase can be explained by 230 more aggravated assaults and 2,382 larcenies. The 4th District also experienced increases in the number of rapes and homicides. In the Part II offenses, the 4th District saw moderate increases in disorderly conduct (37.2%) and drug-related offenses (9.7%). The implementation of the District Community Action Team has resulted in more effective means to address crime trends and quality of life issues in the district.

5th District - Germantown (143.13 sq. mi)
 Population: 131,391
 2014 Calls for Service: 24,287
 Crime Rate per capita: 4662.4/100,000



Cumulative YTD Crime Comparison
 January - December, 2013 and 2014
 5D
 As of 01/23/15

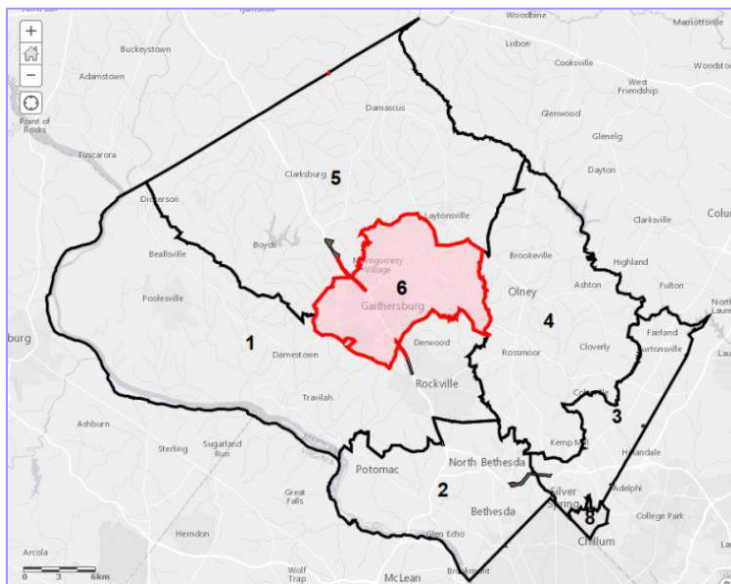
	2013	2014	% Diff
Homicide	1	5	400.0%
Rape	14	16	14.3%
Forcible	12	13	8.3%
Attempt - Force	2	3	50.0%
Robbery	71	55	(22.5%)
Non-Commercial	50	49	(2.0%)
Commercial	21	6	(71.4%)
Agg. Assault	74	125	68.9%
Burglary	249	218	(12.4%)
Residential	198	181	(8.6%)
Commercial	48	33	(31.3%)
School	3	4	33.3%
Larceny	1,288	1,543	19.8%
Shoplifting	253	250	(1.2%)
Veh Rtd Theft	500	602	20.4%
From Bldgs	276	284	2.9%
All Others	259	407	57.1%
Auto Theft	103	73	(29.1%)
Part I Total	1,800	2,035	13.1%
Person	89	146	64.0%
Property	1,711	1,889	10.4%
Minor Assault	435	392	(9.9%)
Arson	11	6	(45.5%)
Vandalism	400	416	4.0%
Weapons	40	38	(5.0%)
Narcotic Drug Laws	688	803	16.7%
Sale/Manufacture	71	102	43.7%
Possession/Use	617	701	13.6%
Family Offense	41	38	(7.3%)
Juvenile	110	114	3.6%
Disorderly Conduct	52	49	(5.8%)
All Other Part II Criminal	703	757	7.7%
DUI	583	418	(28.3%)
All Other Part II Noncriminal	899	1,060	17.9%
PART II TOTAL	3,962	4,091	3.3%
TOTAL PART I AND II	5,762	6,126	6.3%
Assaults on Police Officer	37	19	(48.6%)

2014 Total Crime in 5D

5th District Station Commander
Captain David Gillespie
 2000 Aircraft Drive
 Germantown, MD 20874
 240-773-6200
5DCommander@montgomerycountymd.gov

In the 5th District, the increase in Part I offenses (13.0%) was primarily a result of more aggravated assaults and larcenies. The largest reductions in Part I offenses were the crimes of robbery (22.5%) and auto theft (29.1%). The lesser Part II offenses make up 66.7% of the overall crime in the 5th District. The implementation of the District Community Action Team has resulted in an increase in drug-related arrests, which contributed to the increase in those offenses.

6th District - Gaithersburg (40.57 sq. mi)
Population: 147,486
2014 Calls for Service: 33,236
Crime Rate per capita: 5637.82/100,000



Cumulative YTD Crime Comparison
January - December, 2013 and 2014
6D
 As of 01/23/15

	2013	2014	% Diff
Homicide	2	6	200.0%
Rape	36	14	(61.1%)
Forcible	29	13	(55.2%)
Attempt - Force	7	1	(85.7%)
Robbery	130	106	(18.5%)
Non-Commercial	108	86	(20.4%)
Commercial	22	20	(9.1%)
Agg. Assault	127	269	111.8%
Burglary	417	299	(28.3%)
Residential	333	227	(31.8%)
Commercial	82	67	(18.3%)
School	2	5	150.0%
Larceny	1,886	2,047	8.5%
Shoplifting	528	532	.8%
Veh Rltd Theft	628	708	12.7%
From Bldgs	390	368	(5.6%)
All Others	340	439	29.1%
Auto Theft	148	115	(22.3%)
Part I Total	2,746	2,856	4.0%
Person	165	289	75.2%
Property	2,581	2,567	(.5%)
Minor Assault	676	696	3.0%
Arson	9	6	(33.3%)
Vandalism	519	493	(5.0%)
Weapons	47	50	6.4%
Narcotic Drug Laws	903	831	(8.0%)
Sale/Manufacture	156	142	(9.0%)
Possession/Use	747	689	(7.8%)
Family Offense	71	46	(35.2%)
Juvenile	202	115	(43.1%)
Disorderly Conduct	113	99	(12.4%)
All Other Part II Criminal	961	990	3.0%
DUI	503	571	13.5%
All Other Part II Noncriminal	1,396	1,562	11.9%
PART II TOTAL	5,400	5,459	1.1%
TOTAL PART I AND II	8,146	8,315	2.1%
Assaults on Police Officer	71	75	5.6%

2014 Total Crime in 6D

6th District Station Commander
Captain Willie Parker-Loan
45 West Watkins Mill Road
Gaithersburg, MD 20878
240-773-5700
6DCommander@montgomerycountymd.gov

The 6th District had an overall 2.1% increase in total crime. Part I crimes increased by 4.0% and Part II crimes increased by 1.1%. Homicides, aggravated assaults, and larcenies accounted for the increase in Part I offenses.